


BUDGET 2024/25



Whifsunday
Regional Council

HOW DO WE INVEST IN OUR COMMUNITY? Our Operational Budget

See how we invest in our community to deliver current services and maintain assets to ensure services can continue to be delivered in future years.

Your rates account for 65 percent of our total operating revenue, with the remainder from fees & charges, grants and subsidies. We also collect revenue from our commercial units such as our airports, harbour, quarry and holiday parks to not only invest back into these businesses, but the community.

Turn this brochure over to see how the 65 percent of operating revenue collected from your rates are distributed by every \$100.

\$17.9M AIRPORTS, PORTS & QUARRY

Whitsunday Coast Airport, Bowen, Collinsville & Mt Coolon Aerodromes, Shute Harbour Marine Terminal, Foxdale Quarry



\$9.5M LIBRARIES, CUSTOMER & COMMUNITY SERVICES

4 regional libraries with free membership
17,164 library members
61,392 resources
55 community centres & facilities
3 Holiday Parks

\$10.4M PARKS & RECREATION

120 parks and open spaces (537 HA)
156 pieces of playground equipment
3,712 pieces of park furniture
35 pieces of exercise equipment
7 sport & recreation facilities

\$4.5M AQUATIC FACILITIES

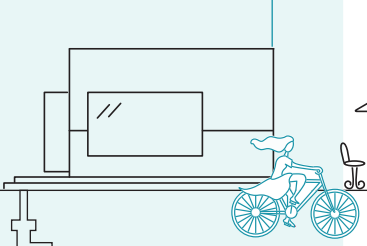


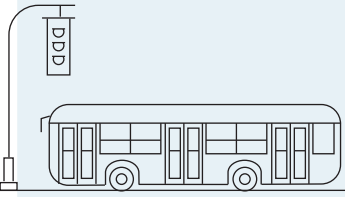
3 regional swimming pools
Airlie Beach Lagoon
3 water parks

\$25.9M ADMINISTRATION & CORPORATE SERVICES

Ensuring efficient management of internal services across the organisation, its technology, governance, finances and Council's property and fleet

\$2.3M ECONOMIC DEVELOPMENT & TOURISM

Funding support for Tourism Whitsundays, Bowen Tourism & Business and GW3 for regional & economic development



1160 KM's of unsealed roads
616 KM's of sealed roads
130 KM's of footpaths
33 bridges
393 commercial, corporate & civic buildings
209 KM's of stormwater pipework

\$39.5M ROADS, FOOTPATHS & BUILDINGS

Our community grants program provides financial support to enable local sport, arts, non-for-profit groups and events to reach their goals

\$1.8M COMMUNITY GRANTS & EVENTS

On average in 2024/25:
Kerbside waste - 9,025 tonnes collected
Kerbside recycling - 1,572 tonnes sent to materials recycling facility
Greenwaste - 10,051 tonnes processed
Waste - 42,765 tonnes landfilled

\$13.5M WASTE & RECYCLING

8 water and sewerage treatment plants
72 sewerage pump stations
844 KM's water & sewer mains
Over 29,000 water & sewer connections

\$31.4M WATER & SEWERAGE

Adaptation and mitigation projects to prepare our region for climate change.
Town planning to ensure sustainable development.
Regulating compliance with state & council laws

\$9.8M PLANNING, REGULATORY & ENVIRONMENT

REGIONAL PROJECTS



\$97 million dollars of capital and remediation projects across our region

PROVIDING CAREER PATHS FOR LOCALS



We aim to employ 13 trainees and 13 apprentices

ENJOY OUR WHITSUNDAY WEATHER



With free aquatic facilities - swimming pools, water parks and the lagoon!

SUPPORTING THE HEART OF OUR COMMUNITY



In 2024/25 we have allocated \$1.2M in sponsorships, grants, donations and in-kind support across the region

WE VALUE AND LOOK AFTER OUR PENSIONERS



With a 30% pensioner concession on rates & charges (capped at \$350). Last year this amounted to \$723k

HOW WILL MY RATES CHANGE?

HOUSEHOLD WITH WASTE COLLECTIONS*	
2023/24	\$1,637 Average Annual General Rates 2023/24
	\$116,000 Average Valuation 2023/24
2024/25	\$1,637 Average Annual General Rates 2024/25
▲ 0%	
	\$159,000 Average Valuation 2024/25
▲ 37%	
0%	\$0
Average % Increase	Average \$ Increase per week
▲ 9%	\$3.73
Average % Increase	Average \$ Increase per week
	UTILITY CHARGES

COMMERCIAL / OTHER	
2023/24	\$4,305 Average Annual General Rates 2023/24
	\$231,400 Average Valuation 2023/24
2024/25	\$4,651 Average Annual General Rates 2024/25
▲ 8%	
	\$341,300 Average Valuation 2024/25
▲ 47%	
8%	\$6.65
Average % Increase	Average \$ Increase per week
▲ 12%	\$6.31
Average % Increase	Average \$ Increase per week
	UTILITY CHARGES

AGRICULTURAL / GRAZING	
2023/24	\$9,831 Average Annual General Rates 2023/24
	\$894,700 Average Valuation 2023/24
2024/25	\$10,561 Average Annual General Rates 2024/25
▲ 8%	
	\$1,419,000 Average Valuation 2024/25
▲ 59%	
8%	\$14.38
Average % Increase	Average \$ Increase per week
▼ -16%	-\$0.60
Average % Decrease	Average \$ Decrease per week
	UTILITY CHARGES

*Residential Owner Occupier

The State Government has recently issued new land valuations however, it's important to remember that just because your valuation may have doubled, that doesn't mean that your rates will double.

Council has made significant changes to all elements of the general rating system to ensure a fair and equitable distribution of general residential owner-occupied general rates across the region.

READY TO GO PAPERLESS?



You can receive your rates & water notices electronically via email. It's easy and convenient, simply register online in just a few easy steps! Make sure you have a copy of your rates notice with you when you are signing up. Registration enquiries can be directed to [1300 972 753](tel:1300972753).



*This brochure was printed on recycled paper.

A 30% concession on rates and charges applies to pensioners (capped at \$350).

Struggling to pay your rates?

Anyone having difficulty making payment by the due date is encouraged to contact Council on [1300 972 753](tel:1300972753) to discuss a payment arrangement.

HOW IS EVERY \$100 I PAY IN RATES & CHARGES SPENT?

When determining expenditure, Council has to balance competing demands of providing current services, and maintaining and expanding assets to ensure services can continue to be delivered in future years.

For every \$100, Whitsunday Regional Council invests in the following for our community:

	Waste & Recycling	\$9
	Customer & Community Services	\$4
	Aquatic Facilities	\$2
	Roads, Footpaths and Buildings	\$21
	Planning, Regulatory & Environment	\$5
	Community Grants & Events	\$1
	Economic Development & Tourism	\$1
	Water & Sewerage	\$38
	Administration & Corporate Services	\$13
	Parks & Recreation	\$5
	Libraries	\$1
	Total	\$100

WANT TO KNOW MORE?

To find out more information about the WRC 2024/25 Budget, please visit the Council website www.whitsundayrc.qld.gov.au

