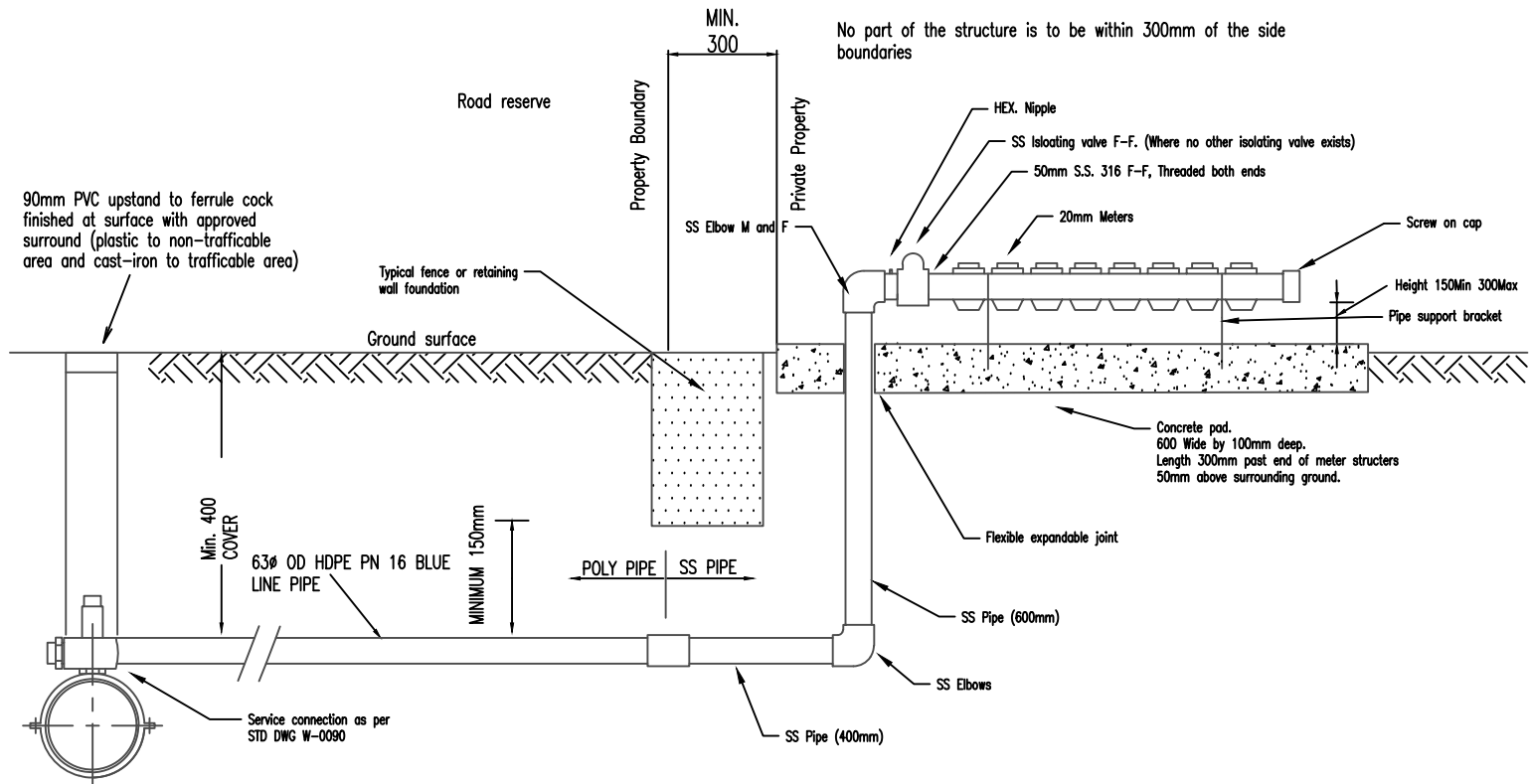
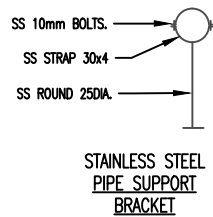


NOTES:

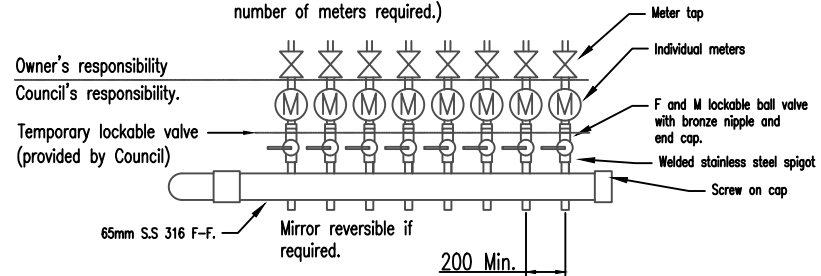
1. A maximum of 10 meters may be connected to any particular manifold before a sub meter is required.
2. The minimum meter size is 20mm, but each installation must be individually sized to suit the usage proposed.
3. Each installation is to be sized to suit the installation proposed by a hydraulics engineer.
4. The location of the manifold is to be approved by the council in writing before installation.
5. Council may require an approved vehicle proof buffer placed 500mm clear on any side exposed to vehicular traffic.
6. Each offtake is to be clearly engraved with the number of the unit to be served by that meter.
7. Any proposed manifold is to be designed and submitted to council for approval prior to any construction being carried out and no work is to start until council's written approval is received.
8. Meters must be able to be read from the road reserve and if a fence is constructed, an appropriate gate system is to be provided to allow unhindered access by the meter reader.



RETICULATION MAIN



Multiple meters connection to internal services. (Fabricate the manifold to suit number of meters required.)



F	DEVELOPMENT MANUAL UPDATES AND AMENDMENTS 2018	26/10/18
E	GENERAL UPDATES AND STANDARD REFERENCING AMENDMENTS	27/4/16
D	GENERAL UPDATES	11/4/12
C	EXTRA DETAILS ADDED	06/09
B	EXTRA DETAILS ADDED	09/08
A	ORIGINAL ISSUE	07/08
REVISIONS		DATE



Email: info@whitsundayrc.qld.gov.au Web: www.whitsundayrc.qld.gov.au

BOWEN
67 Herbert St
Bowen 4805 Q
Ph 07 4761 3600

COLLINSVILLE
Cnr Stanley & Conway Sts
Collinsville 4804 Q
Ph 07 4785 5366

PROSERPINE
83-85 Main St
Proserpine 4800 Q
Ph 07 4945 0200

WATER SERVICE METERS MULTIPLE
OFF-TAKE MANIFOLDS 50mmø
INPUT SUPPLY

WATER
Standard
Drawing
W-0095

B C D E F