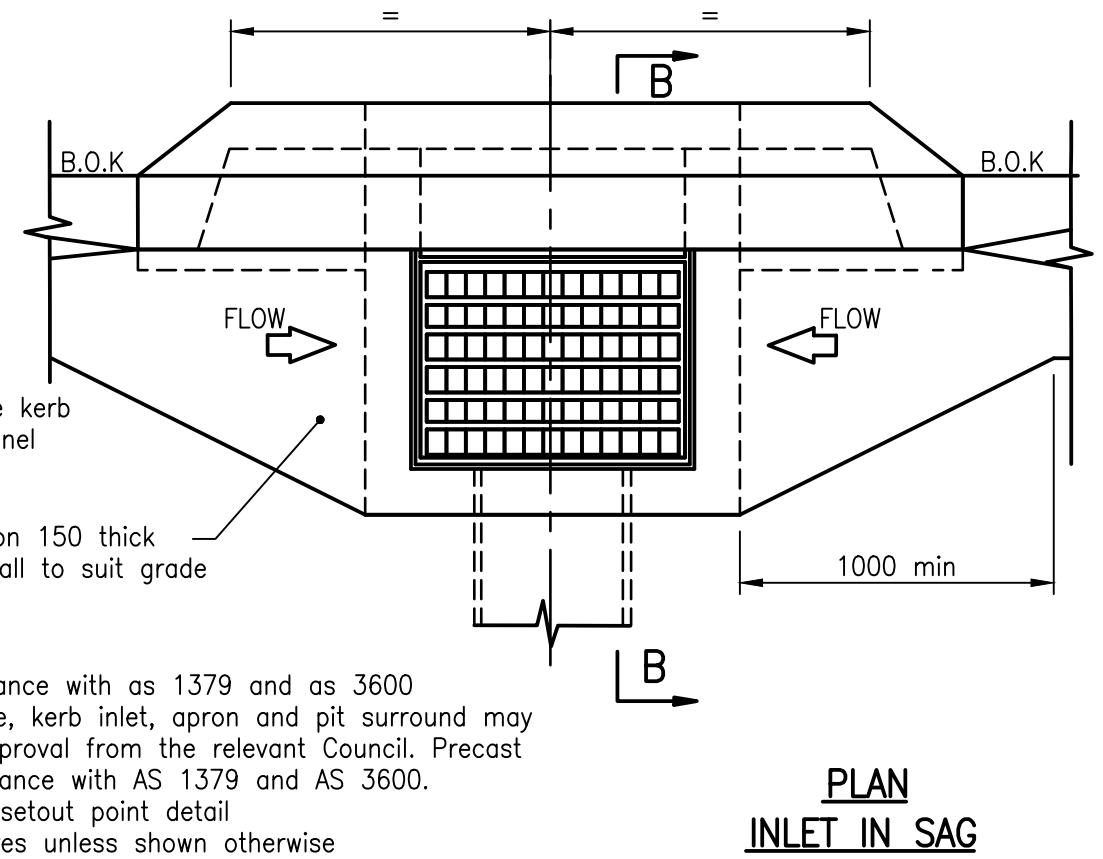
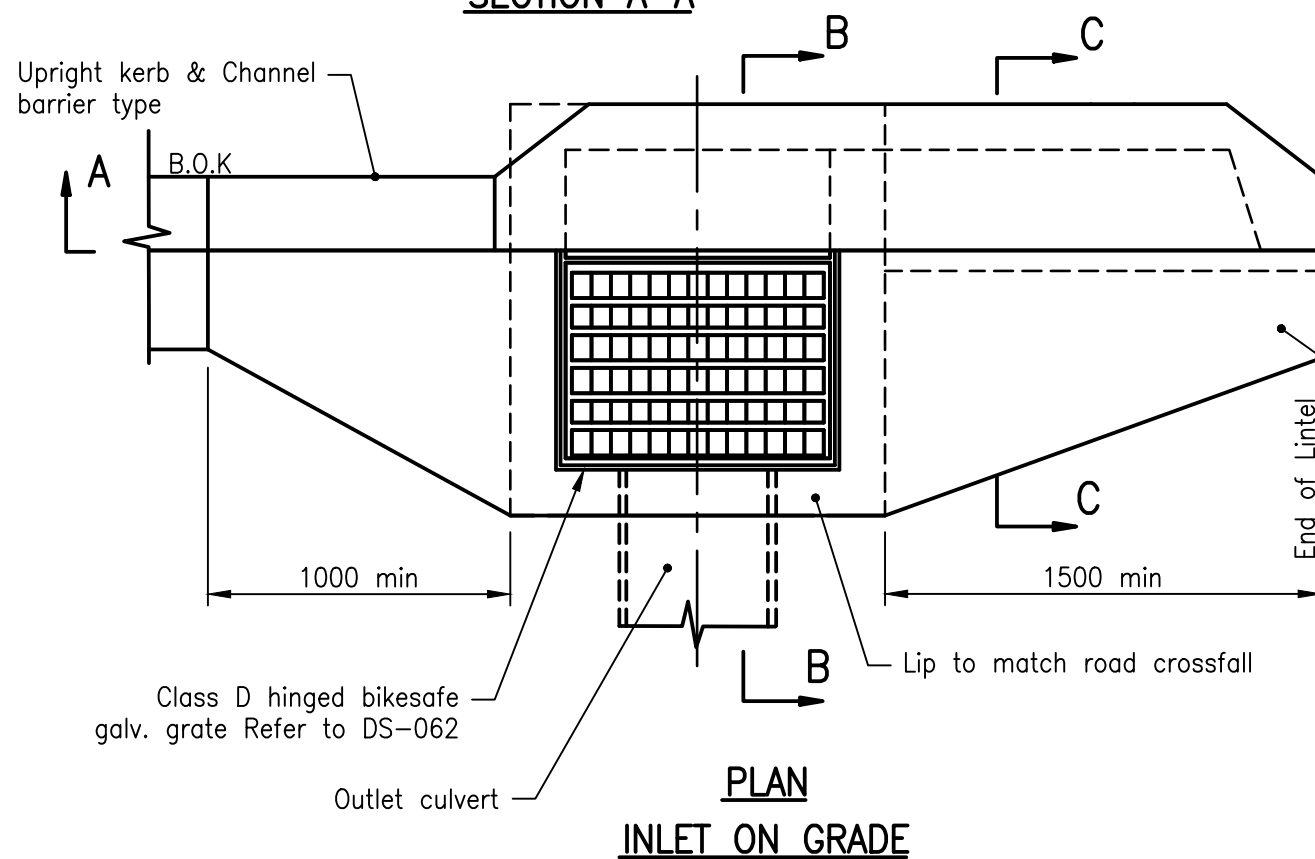


**SECTION C-C**  
(Through lintel & extended kerb inlet)



**NOTES:**


1. Insitu concrete N32 in accordance with as 1379 and as 3600
2. An alternative precast concrete, kerb inlet, apron and pit surround may be provided subject to the approval from the relevant Council. Precast concrete to be N32 in accordance with AS 1379 and AS 3600.
3. Refer to project drawings for setout point detail
4. All dimensions are in millimetres unless shown otherwise

**LEGEND**

# Setout dimensions

These drawings have been developed in consultation between the participating Councils.  
BEFORE USE, the user shall confirm that the drawing has been adopted by the appropriate Council.

Rv.	DATE	REVISIONS
D	06/16	Review
C	06/14	Review
B	03/14	Amended Drawing Number
A	10/12	ORIGINAL ISSUE



INSTITUTE OF PUBLIC WORKS ENGINEERING AUSTRALASIA  
STANDARD DRAWINGS

DRAINAGE PITS  
KERB INLET - KERB IN LINE  
GENERAL ARRANGEMENT

DS-060

D  
C  
B  
A  
Rv.